

Print

Print Preset: Custom

Printer: EPSON Stylus Photo 1400

PPD:

- General
- Setup
- Marks and Bleed
- Output**
- Graphics
- Color Management
- Advanced
- Summary

Output

Mode: Composite

Emulsion: Up (Right Reading)

Image: Positive

Printer Resolution:


Convert All Spot Colors to Process

Overprint Black

Reset to Defaults

Document Ink Options

Document Ink	Frequency	Angle	Dot Shape
Process Cyan			
Process Magenta			
Process Yellow			
Process Black			



Page Setup...

Printer...

Save Preset...

Cancel

Print

Done

Print

Print Preset: Custom

Printer: EPSON Stylus Photo 1400

PPD:


General
Setup
Marks and Bleed
Output
Graphics
Color Management
Advanced
Summary

Graphics


Paths


Flatness:  Automatic
Quality Speed

Fonts

Download: 


Options


PostScript®: 

Data Format: 

Compatible Gradient and Gradient Mesh Printing

Document Raster Effects Resolution: 300 ppi

 This value can be edited from Effect > Document Raster Effects Settings.



Page Setup...

Printer...

Save Preset...

Cancel

Print

Done

Print

Print Preset: Custom

Printer: EPSON Stylus Photo 1400


PPD:

- General
- Setup
- Marks and Bleed
- Output
- Graphics
- Color Management**
- Advanced
- Summary

Color Management

Print Method

Document Profile: Untagged CMYK


Color Handling: Let Illustrator determine colors 

Printer Profile: sRGB IEC61966-2.1

Rendering Intent: Relative Colorimetric

Preserve RGB Numbers

Description



Page Setup...

Printer...

Save Preset...

Cancel

Print

Done